

MEDICAL STOCKINGS

H O S P I T A L

BASIC

18-20 mm/Hg

ANTI-THROMBOSIS STOCKINGS  
WITH GRADUATED AND DIFFERENTIATED COMPRESSION

**SANYLEG<sup>®</sup>**

PASSION FOR COMPRESSION

# SANYLEG<sup>+</sup>

PASSION FOR COMPRESSION

HOSPITAL

BASIC



## Indications:

- A valid aid in preventing thromboembolisms linked to surgical interventions.
- Treatments associated with post-traumatic therapies.
- Bruises, sprains and hydrostatic edemas.

## Contraindications:

- Localized dermatitis, erythema, necrosis.
- Stripping, pulmonary edema, grafts.
- Vascular disorders of cardiac origin.
- Legs of larger circumference.

## Features:

- Decreasing compression from the ankle to the thigh.
- Extremely soft and elastic fabric, hypoallergenic (latex free).

MEDICAL LEGWEAR

# SANYLEG<sup>+</sup>

Calze anti-trombosi, a compressione graduata differenziata.

Medias antitrombosis de compresión graduada.

Anti-thrombosis stockings with decreasing graduated compression.

Meias anti-trombose de compressão graduada.

*Well-Being, Style & Comfort*

EXCELLENCE  
MADE IN ITALY

CALZE ANTI-TROMBOSI - ANTI-THROMBOSIS STOCKINGS  
MEIAS ANTITROMBOSIS - MEIAS ANTI-TROMBOSE

**SANYLEG**

PASSION FOR COMPRESSION

HOSPITAL

BASIC



H62 AD



H61 AG



H63 AGT



Inspection opening



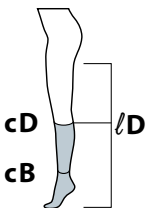
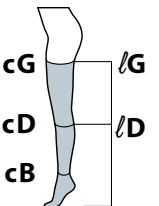
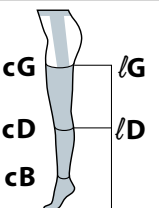




Silicon-coated non-slip edge



Adjustment strap

CIRCUMFERENCE

18-20 mm/Hg

		CIRCUMFERENCE				
		Small	Medium	Large	X-Large	
		cB 18 - 22 cm cD 29 - 35 cm cG 43 - 54 cm	cB 22 - 26 cm cD 34 - 40 cm cG 48 - 60 cm	cB 26 - 29 cm cD 39 - 45 cm cG 54 - 66 cm	cB 29 - 32 cm cD 44 - 51 cm cG 60 - 72 cm	
LENGTH						
<b>AD</b> 1 Pair		Normal 38 - 43 cm	H62NS	H62NM	H62NL	H62NXL
<b>AG</b> 1 Pair		Normal 70 - 80 cm	H61NS	H61NM	H61NL	H61NXL
<b>AGT</b> 1 Piece		Normal 70 - 80 cm	H63NS	H63NM	H63NL	H63NXL
The different color shade of the inspection hole identifies the size of the stocking.		<b>NORMAL</b>				

Carefully check the measurements of the patient's leg in order to assign the correct size and ensure the best compression efficiency and the best comfort of use.



**82%** Polyamide - Poliamida - Polyamid - Polyamide - Polyamid - πολυαμίδιο  
**18%** Elastane - Elastano - Elasthan - Elasthanne - Elasztán - ελαστίνη



PASSION FOR COMPRESSION

## How to apply the anti-thrombosis stockings

## Garment care and treatment



Take measurements of thigh, calf and ankle circumference. It is advisable to apply the stockings while the patient is lying on the bed.



Turn back the inside-out portion of the stocking, taking care to properly position the heel.




Turn the stocking inside out, with the exception of the foot section. It is best to turn the stocking inside out, to the point that the heel remains outside.



Make sure that the inspection opening allows for easy access. Insert the rest of the leg up to the knee, smoothing out the fabric with the palm of your hand.



Use both hands to widen the foot portion and slide the foot into the stocking up to the heel.



Smooth out any wrinkles. Never pull directly on the top edge of the stocking. Avoid rolling the stockings over themselves, as this renders them difficult to apply.

Stockings can be washed by hand or in the washing machine with neutral detergent.

Do not wring. Air dry.  
Do not bleach.  
Do not machine dry.  
Do not dry clean.  
Do not iron.


Machine washing: place the garment in an appropriate bag or in a pillow case.

If you carefully follow advice for garment care and treatment, you will be able to use your garment even after 10 washes.



# SANYLEG<sup>+</sup>

MADE IN ITALY



**Sanyleg S.r.l. a Socio Unico**

Via Albania 1/3 - 46042 - Castel Goffredo (Mantova) - Italy

Tel. +39.0376.729582 - Fax +39.0376.729584

[www.sanyleg.com](http://www.sanyleg.com)

e.mail: [sanyleg@sanyleg.com](mailto:sanyleg@sanyleg.com)

